


TIP KTS (79.006)
KTS (79.006) TYPE

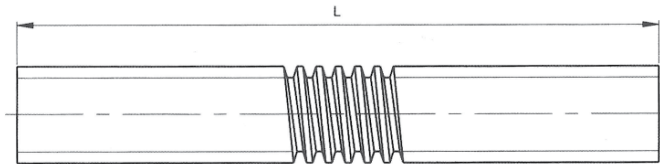
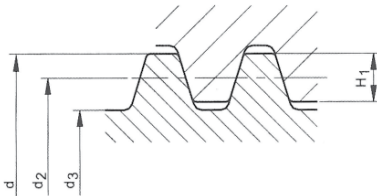
Pentru mișcări mecanice
For motorical movement



Material C45 oțel (1.0503)
Material C45 steel (1.0503)

Toleranță 100 μm / 300 mm
Tolerance

Duritatea suprafeței 250 HB
Surface hardness



Tip șurub Screw type	Cod Codes						Ø x Pas Ø x Lead	Începuturi Thread starts	Rectilin. Straight. (mm/mm)	Dimensiuni Dimensions (mm)						Unghiul de incl. al elicei Lead angle	Moment de inerție Moment of inertia (mm ⁴)	Greutate Weight (kg/m)
	Dreapta Right			Stânga Left						d	d	d2	d2	d3	d3			
	L=1m	L=2m	L=3m	L=1m	L=2m	L=3m				min	max	min	max	min	max			
79.006. ___	009	010	-	007	008	-	Tr 10x2	1	0.5 / 1000	9,828	10	8,739	8,929	7,191	7,5	4°02'	131	0.48
79.006. ___	003	004	-	001	002	-	Tr 10x3	1	0.5 / 1000	9,764	10	8,203	8,415	6,150	6,5	6°25'	70	0.42
79.006. ___	005	006	-	-	-	-	Tr 10x4 (P2)	2	0.5 / 1000	9,820	10	8,716	8,929	7,191	7,5	8°03'	131	0.48
79.006. ___	014	015	016	011	012	013	Tr 12x3	1	0.5 / 1000	11,764	12	10,191	10,415	8,135	8,5	5°12'	215	0.65
79.006. ___	017	018	019	-	-	-	Tr 12x6 (P3)	2	0.5 / 1000	11,764	12	10,191	10,415	8,135	8,5	10°19'	215	0.65
79.006. ___	032	033	034	029	030	031	Tr 14x3	1	0.5 / 1000	13,764	14	12,191	12,415	10,135	10,5	4°22'	518	0.93
79.006. ___	023	024	025	020	021	022	Tr 14x4	1	0.5 / 1000	13,700	14	11,640	11,905	9,074	9,5	6°03'	333	0.86
79.006. ___	026	027	028	-	-	-	Tr 14x6 (P3)	2	0.5 / 1000	13,764	14	12,164	12,415	10,135	10,5	8°41'	518	0.93
79.006. ___	038	039	040	035	036	037	Tr 16x4	1	0.5 / 1000	15,700	16	13,640	13,905	11,074	11,5	5°12'	738	1.17
79.006. ___	041	042	043	-	-	-	Tr 16x8 (P4)	2	0.5 / 1000	15,700	16	13,640	13,905	11,074	11,5	10°19'	738	1.17
79.006. ___	047	048	049	044	045	046	Tr 18x4	1	0.5 / 1000	17,700	18	15,640	15,905	13,074	13,5	4°33'	1434	1.53
79.006. ___	050	051	052	-	-	-	Tr 18x8 (P4)	2	0.5 / 1000	17,700	18	15,608	15,905	13,074	13,5	9°02'	1434	1.53
79.006. ___	056	057	058	053	054	055	Tr 20x4	1	0.4 / 2000	19,700	20	17,640	17,905	15,074	15,5	4°03'	2534	1.94
79.006. ___	059	060	061	-	-	-	Tr 20x8 (P4)	2	0.4 / 2000	19,700	20	17,640	17,905	15,074	15,5	8°03'	2534	1.94
79.006. ___	068	069	070	065	066	067	Tr 22x5	1	0.4 / 2000	21,665	22	19,114	19,394	16,044	16,5	4°40'	3232	2.29
79.006. ___	071	072	073	-	-	-	Tr 22x10 (P5)	2	0.4 / 2000	21,665	22	19,080	19,394	16,044	16,5	9°16'	3232	2.29
79.006. ___	077	078	079	074	075	076	Tr 24x5	1	0.4 / 2000	23,665	24	21,094	21,394	18,019	18,5	4°14'	5175	2.78
79.006. ___	080	081	082	-	-	-	Tr 24x10 (P5)	2	0.4 / 2000	23,665	24	21,058	21,394	18,019	18,5	8°25'	5175	2.78
79.006. ___	095	096	097	-	-	-	Tr 25x3	1	0.3 / 2000	24,665	25	22,094	22,394	21,103	21,5	2°20'	6423	3.30
79.006. ___	086	087	088	083	084	085	Tr 25x5	1	0.3 / 2000	24,764	25	23,165	23,415	19,019	19,5	4°03'	9735	3.05
79.006. ___	092	093	094	-	-	-	Tr 25x25 (P5)	5	0.3 / 2000	24,665	25	22,094	22,394	19,019	19,5	19°30'	6423	3.05
79.006. ___	101	102	103	098	099	100	Tr 26x5	1	0.3 / 2000	25,665	26	23,094	23,394	20,019	20,5	3°52'	7884	3.33

Tip șurub Screw type	Cod Codes						Ø x Pas Ø x Lead	Începu- turi Thread starts	Rectilin. Straight. (mm/mm)	Dimensiuni Dimensions (mm)						Unghiul de încl. al elicei Lead angle	Moment de inerție Moment of inertia (mm ⁴)	Greu- tate Weight (kg/m)
	Dreapta Right			Stânga Left						d	d	d2	d2	d3	d3			
	L=1m	L=2m	L=3m	L=1m	L=2m	L=3m				min	max	min	max	min	max			
79.006. ___	104	105	106	-	-	-	Tr 26x10 (P5)	2	0.3 / 2000	25,665	26	23,094	23,394	20,019	20,5	7°42'	7884	3.33
79.006. ___	110	111	112	107	108	109	Tr 28x5	1	0.3 / 2000	27,665	28	25,094	25,394	22,019	22,5	3°34'	11539	3.92
79.006. ___	113	114	115	-	-	-	Tr 28x10 (P5)	2	0.3 / 2000	27,665	28	25,094	25,394	22,019	22,5	7°07'	11539	3.92
79.006. ___	135	136	137	132	133	134	Tr 30x6	1	0.3 / 2000	29,625	30	26,547	26,882	22,463	23,0	4°03'	13650	4.38
79.006. ___	138	139	140	-	-	-	Tr 30x12 (P6)	2	0.3 / 2000	29,625	30	26,547	26,882	22,463	23,0	8°03'	13650	4.38
79.006. ___	147	148	149	144	145	146	Tr 32x6	1	0.3 / 3000	31,625	32	28,547	28,882	24,463	25,0	3°46'	17580	5.06
79.006. ___	150	151	152	-	-	-	Tr 32x12 (P6)	2	0.3 / 3000	31,625	32	28,547	28,882	24,463	25,0	7°30'	17580	5.06
79.006. ___	174	175	176	171	172	173	Tr 35x6	1	0.3 / 3000	34,625	35	31,547	31,882	27,463	28,0	3°25'	30000	6.16
79.006. ___	177	178	179	-	-	-	Tr 35x8	1	0.3 / 3000	34,550	35	30,493	30,868	25,399	26,0	4°42'	21980	5.85
79.006. ___	183	184	185	180	181	182	Tr 36x6	1	0.3 / 3000	35,625	36	32,547	32,882	28,463	29,0	3°19'	34540	6.56
79.006. ___	186	187	188	-	-	-	Tr 36x12 (P6)	2	0.3 / 3000	35,625	36	32,547	32,882	28,463	29,0	6°36'	34540	6.56
79.006. ___	210	211	212	207	208	209	Tr 40x7	1	0.3 / 3000	39,575	40	36,020	36,375	31,431	32,0	3°30'	51030	8.03
79.006. ___	222	223	224	-	-	-	Tr 40x8	1	0.3 / 3000	39,550	40	35,493	35,868	30,399	31,0	4°03'	44560	7.90
79.006. ___	219	220	221	-	-	-	Tr 40x10	1	0.3 / 3000	39,470	40	34,450	34,850	28,350	29,0	5°12'	31700	7.49
79.006. ___	213	214	215	-	-	-	Tr 40x14 (P7)	2	0.3 / 3000	39,575	40	36,020	36,375	31,431	32,0	6°58'	51300	8.03
79.006. ___	231	232	233	228	229	230	Tr 44x7	1	0.3 / 3000	43,575	44	40,020	40,375	35,431	36,0	3°09'	81820	9.90
79.006. ___	237	238	239	234	235	236	Tr 45x8	1	0.3 / 3000	44,550	45	40,493	40,868	35,399	36,0	3°33'	81245	10.23
79.006. ___	261	262	263	258	259	260	Tr 50x8	1	0.3 / 3000	49,550	50	45,468	45,868	40,368	41,0	3°10'	136930	12.90
79.006. ___	264	265	266	-	-	-	Tr 50x10	1	0.3 / 3000	49,470	50	44,425	44,850	38,319	39,0	4°03'	150834	12.37
79.006. ___	267	268	269	-	-	-	Tr 55x9	1	0.3 / 3000	54,500	55	49,935	50,360	44,329	45,0	3°15'	189550	15.51
79.006. ___	273	274	275	270	271	272	Tr 60x9	1	0.3 / 3000	59,500	60	54,935	55,360	49,329	50,0	2°57'	302600	18.74
79.006. ___	279	280	281	276	277	278	Tr 70x10	1	0.3 / 3000	69,470	70	64,425	64,850	58,319	59,0	2°48'	587540	25.80
79.006. ___	285	286	287	282	283	284	Tr 80x10	1	0.3 / 3000	79,470	80	74,425	74,850	68,319	69,0	2°26'	1069390	34.39
79.006. ___	288	289	290	-	-	-	Tr 90x12	1	1 / 300	89,400	90	83,335	83,830	76,246	77,0	2°36'	1658969	43.07
79.006. ___	291	292	293	-	-	-	Tr 95x16	1	1 / 300	94,290	95	86,250	86,810	76,110	77,0	3°21'	1647164	45.90
79.006. ___	294	295	296	-	-	-	Tr 100x12	1	1 / 300	99,400	100	93,330	93,830	86,215	87,0	2°19'	2712072	53.99
79.006. ___	297	298	299	-	-	-	Tr 100x16	1	1 / 300	99,290	100	91,250	91,810	81,110	82,0	3°10'	2124553	51.37
79.006. ___	300	301	302	-	-	-	Tr 120x14	1	1 / 300	119,330	120	112,290	112,820	103,157	104,0	2°16'	5558591	77.72
79.006. ___	303	304	305	-	-	-	Tr 120x16	1	1 / 300	119,290	120	111,250	111,810	101,110	102,0	2°36'	5130342	76.34
79.006. ___	306	307	308	-	-	-	Tr 140x14	1	1 / 300	139,330	140	132,290	132,820	123,157	124,0	1°55'	11292921	107.87