


TIP KQX (79.004)
KQX (79.004) TYPE

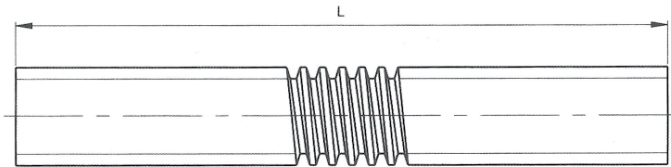
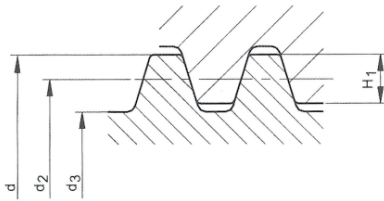
Pentru mișcări mecanice
For motirical movement



Material C15 oțel (1.1141)
Material C15 steel (1.1141)

Toleranță 200 μm / 300 mm
Tolerance

Duritatea suprafeței 160/180 HB
Surface hardness



Tip șurub Screw type	Cod Codes						Ø x Pas Ø x Lead	Începuturi Thread starts	Rectilin. Straight. (mm/mm)	Dimensiuni Dimensions (mm)						Menet szög Lead angle	Moment de inerție Moment of inertia (mm ⁴)	Greu- tate Weight (kg/m)
	Dreapta Right			Stânga Left						d min	d max	d2 min	d2 max	d3 min	d3 max			
	L=1m	L=2m	L=3m	L=1m	L=2m	L=3m												
79.004. __	003	004	-	001	002	-	Tr 10x3	1	0.7 / 1000	9,764	10	8,203	8,415	7,191	7,5	4°02'	70	0.42
79.004. __	014	015	016	011	012	013	Tr 12x3	1	0.7 / 1000	11,764	12	10,191	10,415	8,135	8,5	5°12'	215	0.65
79.004. __	017	018	019	-	-	-	Tr 12x6 (P3)	2	0.7 / 1000	11,764	12	10,191	10,415	8,135	8,5	10°19'	215	0.65
79.004. __	023	024	025	020	021	022	Tr 14x4	1	0.7 / 1000	13,700	14	11,640	11,905	9,074	9,5	6°03'	333	0.86
79.004. __	038	039	040	035	036	037	Tr 16x4	1	0.7 / 1500	15,700	16	13,640	13,905	11,074	11,5	5°12'	738	1.17
79.004. __	041	042	043	-	-	-	Tr 16x8 (P4)	2	0.7 / 1500	15,700	16	13,640	13,905	11,074	11,5	10°19'	738	1.17
79.004. __	047	048	049	044	045	046	Tr 18x4	1	0.7 / 1500	17,700	18	15,640	15,905	13,074	13,5	4°33'	1434	1.53
79.004. __	056	057	058	053	054	055	Tr 20x4	1	0.6 / 2000	19,700	20	17,640	17,905	15,074	15,5	4°03'	2534	1.94
79.004. __	059	060	061	-	-	-	Tr 20x8 (P4)	2	0.6 / 2000	19,700	20	17,640	17,905	15,074	15,5	8°03'	2534	1.94
79.004. __	062	063	064	-	-	-	Tr 20x20 (P5)	4	0.6 / 2000	19,665	20	17,114	17,394	14,044	14,5	20°00'	1910	1.84
79.004. __	068	069	070	065	066	067	Tr 22x5	1	0.6 / 2000	21,665	22	19,114	19,394	16,044	16,5	4°40'	3232	2.29
79.004. __	077	078	079	074	075	076	Tr 24x5	1	0.4 / 2000	23,665	24	21,094	21,394	18,019	18,5	4°14'	5175	2.79
79.004. __	086	087	088	083	084	085	Tr 25x5	1	0.4 / 2000	24,665	25	22,094	22,394	19,019	19,5	4°03'	6423	3.05
79.004. __	089	090	091	-	-	-	Tr 25x10 (P5)	2	0.4 / 2000	24,665	25	22,094	22,394	19,019	19,5	8°03'	6423	3.05
79.004. __	092	093	094	-	-	-	Tr 25x25 (P5)	5	0.4 / 2000	24,665	25	22,094	22,394	19,019	19,5	19°30'	6423	3.05
79.004. __	101	102	103	098	099	100	Tr 26x5	1	0.4 / 2000	25,665	26	23,094	23,394	20,019	20,5	3°52'	7884	3.33
79.004. __	110	111	112	107	108	109	Tr 28x5	1	0.4 / 2000	27,665	28	25,094	25,394	22,019	22,5	3°34'	11539	3.92
79.004. __	113	114	115	-	-	-	Tr 28x10 (P5)	2	0.4 / 2000	27,665	28	25,094	25,394	22,019	22,5	7°07'	11539	3.92
79.004. __	116	117	118	-	-	-	Tr 30x3	1	0.4 / 3000	29,764	30	28,165	28,415	26,103	26,5	1°55'	22900	4,88
79.004. __	119	120	121	122	124	125	Tr 30x4	1	0.4 / 3000	29,700	30	27,640	27,905	25,074	25,5	2°36'	19400	4,72
79.004. __	126	127	128	129	130	131	Tr 30x5	1	0.4 / 3000	29,665	30	27,094	27,394	24,019	24,5	3°19'	16340	4,57
79.004. __	135	136	137	132	133	134	Tr 30x6	1	0.4 / 3000	29,625	30	26,547	26,882	22,463	23,0	4°03'	13650	4,38

Tip șurub Screw type	Cod Codes						Ø x Pas Ø x Lead	Începu- turi Thread starts	Rectilin. Straight. (mm/mm)	Dimensiuni Dimensions (mm)						Menet szög Lead angle	Moment de inerție Moment of inertia (mm ⁴)	Greu- tate Weight (kg/m)
	Dreapta Right			Stânga Left						d	d	d2	d2	d3	d3			
	L=1m	L=2m	L=3m	L=1m	L=2m	L=3m				min	max	min	max	min	max			
79.004. ___	138	139	140	-	-	-	Tr 30x12 (P6)	2	0.4 / 3000	29,625	30	26,547	26,882	22,463	23,0	8°03'	13650	4.38
79.004. ___	141	142	143	-	-	-	Tr 30x30 (P5)	6	0.4 / 3000	29,665	30	27,094	27,394	24,019	24,5	19°09'	16340	4.57
79.004. ___	147	148	149	144	145	146	Tr 32x6	1	0.4 / 3000	31,625	32	28,547	28,882	24,463	25,0	3°46'	17580	5.06
79.004. ___	153	154	155	-	-	-	Tr 35x3	1	0.4 / 3000	34,764	35	33,165	33,415	31,103	31,5	1°38'	46128	6,77
79.004. ___	159	160	161	162	163	164	Tr 35x4	1	0.4 / 3000	34,700	35	32,640	32,905	30,074	30,5	2°13'	40150	6,57
79.004. ___	165	166	167	168	169	170	Tr 35x5	1	0.4 / 3000	34,665	35	32,094	32,394	29,019	29,5	2°48'	34810	6,40
79.004. ___	174	175	176	171	172	173	Tr 35x6	1	0.3 / 3000	34,625	35	31,547	31,882	27,463	28,0	3°25'	30000	6,16
79.004. ___	183	184	185	180	181	182	Tr 36x6	1	0.3 / 3000	35,625	36	32,547	32,882	28,463	29,0	3°19'	34540	6,56
79.004. ___	189	190	191	-	-	-	Tr 40x3	1	0.4 / 3000	39,764	40	38,165	38,415	36,103	36,5	1°25'	83395	8,95
79.004. ___	195	196	197	198	199	200	Tr 40x4	1	0.4 / 3000	39,700	40	37,640	37,905	35,074	35,5	1°55'	74290	8,71
79.004. ___	201	202	203	204	205	206	Tr 40x5	1	0.4 / 3000	39,665	40	37,094	37,394	34,019	34,5	2°26'	65740	8,51
79.004. ___	225	226	227	-	-	-	Tr 40x6	1	0.4 / 3000	39,625	40	36,547	36,882	32,463	33,0	2°57'	57950	5,26
79.004. ___	210	211	212	207	208	209	Tr 40x7	1	0.3 / 3000	39,575	40	36,020	36,375	31,431	32,0	3°30'	51030	8,03
79.004. ___	213	214	215	-	-	-	Tr 40x14 (P7)	2	0.3 / 3000	39,575	40	36,020	36,375	31,431	32,0	6°58'	51300	8,03
79.004. ___	216	217	218	-	-	-	Tr 40x40 (P8)	5	0.3 / 3000	39,550	40	35,493	35,868	30,399	31,0	19°30'	44560	7,90
79.004. ___	231	232	233	228	229	230	Tr 44x7	1	0.3 / 3000	43,575	44	40,020	40,375	35,431	36,0	3°09'	81820	9,90
79.004. ___	237	238	239	234	235	236	Tr 45x8	1	0.3 / 3000	44,550	45	40,493	40,868	35,399	36,0	3°33'	81245	10,23
79.004. ___	240	241	242	-	-	-	Tr 50x3	1	0.3 / 3000	49,764	50	48,150	48,415	46,084	46,5	1°08'	121400	14,26
79.004. ___	246	247	248	249	250	251	Tr 50x4	1	0.3 / 3000	49,700	50	47,605	47,905	45,074	45,5	1°31'	202600	13,96
79.004. ___	252	253	254	255	256	257	Tr 50x5	1	0.3 / 3000	49,665	50	47,094	47,394	44,019	44,5	1°55'	184300	13,70
79.004. ___	246	247	248	249	250	251	Tr 50x6	1	0.3 / 3000	49,625	50	46,547	46,882	42,463	43,0	2°20'	167240	13,35
79.004. ___	261	262	263	258	259	260	Tr 50x8	1	0.3 / 3000	49,550	50	45,468	45,868	40,368	41,0	3°10'	136930	12,90
79.004. ___	264	265	266	-	-	-	Tr 50x10	1	0.3 / 3000	49,470	50	44,425	44,850	38,319	39,0	4°03'	150834	12,37
79.004. ___	267	268	269	-	-	-	Tr 55x9	1	0.3 / 3000	54,500	55	49,935	50,360	44,329	45,0	3°15'	189550	15,51
79.004. ___	309	311	313	315	317	319	Tr 60x6	1	0.3 / 3000	59,625	60	56,547	56,882	52,463	53,0	1°55'	386240	19,67
79.004. ___	310	312	314	316	318	320	Tr 60x7	1	0.3 / 3000	59,575	60	56,020	56,375	51,431	52,0	2°16'	343450	19,36
79.004. ___	273	274	275	270	271	272	Tr 60x9	1	0.3 / 3000	59,500	60	54,935	55,360	49,329	50,0	2°57'	302600	18,74
79.004. ___	279	280	281	276	277	278	Tr 70x10	1	0.3 / 3000	69,470	70	64,425	64,850	58,319	59,0	2°48'	587540	25,80
79.004. ___	285	286	287	282	283	284	Tr 80x10	1	0.3 / 3000	79,470	80	74,425	74,850	68,319	69,0	2°26'	1069390	34,39