
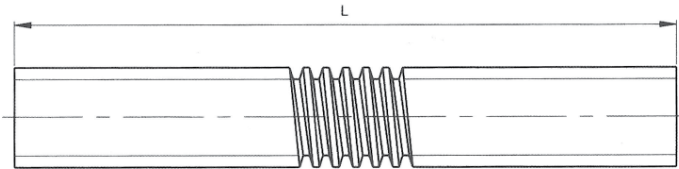
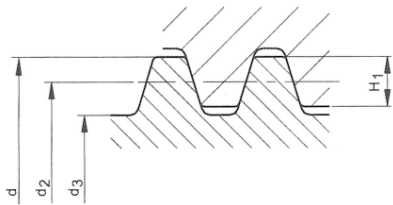


TIP KEQ (79.002)
KEQ (79.002) TYPE

Pentru mișcări manuale
For manual movement



Material	C15 oțel (1.1141)
Material	C15 steel (1.1141)
Toleranță	200 μm / 300 mm
Tolerance	
Duritatea suprafeței	160/180 HB
Surface hardness	



Tip șurub Screw type	Cod Codes			Ø x Pas Ø x Lead	Începuturi Thread starts	Rectilin. Straight. (mm/mm)	Dimensiuni Dimensions (mm)						Unghiul de incl. al elicei Lead angle	Moment de inerție Moment of inertia (mm ⁴)	Greutate Weight (kg/m)
	Dreapta Right						d min	d max	d2 min	d2 max	d3 min	d3 max			
	L=1m	L=2m	L=3m												
79.002. ____	014	015	016	Tr 12x3	1	-	11.764	12	10.191	10.415	8.135	8,5	5°12'	215	0,65
79.002. ____	023	024	025	Tr 14x4	1	-	13.700	14	11.640	11.905	9.074	9,5	6°03'	333	0,93
79.002. ____	038	039	040	Tr 16x4	1	-	15.700	16	13.640	13.905	11.074	11,5	5°12'	738	1,17
79.002. ____	047	048	049	Tr 18x4	1	-	17.700	18	15.640	15.905	13.074	13,5	4°33'	1434	1,53
79.002. ____	056	057	058	Tr 20x4	1	-	19.700	20	17.640	17.905	15.074	15,5	4°03'	2534	1,94
79.002. ____	068	069	070	Tr 22x5	1	-	21.665	22	19.114	19.394	16.044	16,5	4°40'	3232	2,29
79.002. ____	077	078	079	Tr 24x5	1	-	23.665	24	21.094	21.394	18.019	18,5	4°14'	5175	2,79
79.002. ____	101	102	103	Tr 26x5	1	-	25.665	26	23.094	23.394	20.019	20,5	3°52'	7884	3,33
79.002. ____	110	111	112	Tr 28x5	1	-	27.665	28	25.094	25.394	22.019	22,5	3°34'	11539	3,92
79.002. ____	134	135	136	Tr 30x6	1	-	29.625	30	26.547	26.882	22.463	23,0	4°03'	13650	4,38
79.002. ____	146	147	148	Tr 32x6	1	-	31.625	32	28.547	28.882	24.463	25,0	3°46'	17580	5,06
79.002. ____	182	183	184	Tr 36x6	1	-	35.625	36	32.547	32.882	28.463	29,0	3°19'	34540	6,56
79.002. ____	209	210	211	Tr 40x7	1	-	39.575	40	36.020	36.375	31.431	32,0	3°30'	51030	8,03
79.002. ____	260	261	262	Tr 50x8	1	-	49.550	50	45.468	45.868	40.368	41,0	3°10'	136930	12,90