






















SERIES **69**

CAST IRON SOLID WHEELS

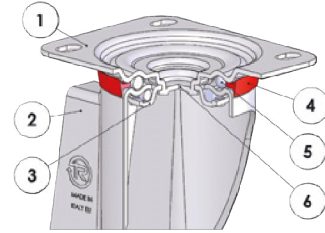


																
mm	mm	kg	CODE	mm	mm	daN	daN	daN								
100	30	0.62	691102	15	34	<b>800</b>	<b>260</b>	<b>500</b>								
100	30	0.70	691112	15	44	<b>800</b>	<b>260</b>	<b>500</b>								
100	40	0.92	691202	20	44	<b>900</b>	<b>300</b>	<b>600</b>								
125	40	1.09	691103	15	44	<b>1200</b>	<b>350</b>	<b>700</b>								
125	40	1.12	691203	20	44	<b>1200</b>	<b>350</b>	<b>700</b>								
150	45	1.81	691104	20	59	<b>1500</b>	<b>500</b>	<b>1200</b>								
200	45	3.34	691106	20	59	<b>1900</b>	<b>600</b>	<b>1400</b>								
200	45	3.19	691206	25	59	<b>1900</b>	<b>800</b>	<b>1400</b>								



																	
mm	mm	kg	CODE	kg	CODE	mm	mm	mm	mm	daN	daN	daN					
100	38	1.33	692122	1.14	694102	15	40	42	13	<b>900</b>	<b>300</b>	<b>600</b>					
100	38	1.28	692102	1.14	694102	20	40	42	13	<b>900</b>	<b>300</b>	<b>600</b>					
125	40	1.67	692103	1.43	694103	20	40	47	14	<b>1200</b>	<b>350</b>	<b>700</b>					
150	50	2.46	692104	2.18	694104	20	55	47	14	<b>1500</b>	<b>500</b>	<b>1200</b>					
200	50	3.64	692106	3.29	694106	20	55	52	15	<b>1900</b>	<b>600</b>	<b>1400</b>					
200	50	3.57	692126	3.57	694106	25	56	52	15	<b>1900</b>	<b>600</b>	<b>1400</b>					

**Standard-duty brackets NL - max carrying capacity 300 daN**



- 1) Plate: electrolytically galvanised steel plate
- 2) Fork: electrolytically galvanised steel plate
- 3) Ball race ring: electrolytically galvanised steel plate
- 4) Dust seal: orange polyethylene
- 5) Swivel actions: double ball ring with grease lubrication
- 6) King pin: integrated with the plate and cold-riveted

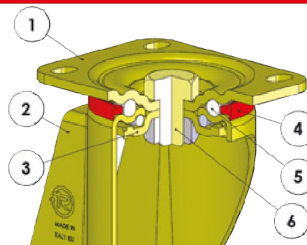
mm	mm	kg	CODE	kg	CODE	mm	mm	mm	mm	mm	daN				
100	30	1.16	694802	0.89	695702	128	100x85	80x60	9	35	<b>200</b>				
100	40	1.50	694812	1.16	695712	128	100x85	80x60	9	35	<b>200</b>				
125	40	1.73	694803	1.38	695703	156	100x85	80x60	9	37	<b>220</b>				
150	45	3.24	694804	2.87	695704	194	140x110	105x80	11	56	<b>300</b>				
100	40	1.91	694902	1.57	695802	128	100x85	80x60	9	35	<b>200</b>				
125	40	2.31	694903	1.96	695803	156	100x85	80x60	9	37	<b>220</b>				
150	50	3.89	694904	3.52	695804	194	140x110	105x80	11	56	<b>300</b>				

Options available to order



Wheel with NL and P brackets for high temperatures

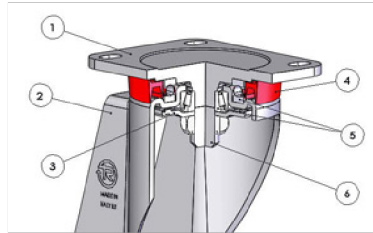
**Medium-heavy duty brackets P - max carrying capacity 750 daN**



- 1) Plate: galvanised colonial steel plate
- 2) Fork: galvanised colonial steel plate
- 3) Ball race ring: galvanised colonial steel plate
- 4) Dust seal: orange polyamide
- 5) Swivel actions: double ball ring with grease lubrication
- 6) King pin: steel bolt in grade 8.8 steel and steel nut

mm		kg		kg		mm		mm		daN									
mm	mm	kg	CODE	kg	CODE	mm	mm	mm	mm	mm	daN								
125	40	1.96	697603	1.46	698603	161	100x85	80x60	9	48	<b>350</b>								
150	45	4.16	697504	2.73	698504	200	140x110	105x80	11	70	<b>750</b>								
200	45	5.81	697506	4.35	698506	250	140x110	105x80	11	70	<b>750</b>								
125	40	2.75	696203	2.05	696303	161	100x85	80x60	9	48	<b>350</b>								
150	50	4.81	696204	3.38	696304	200	140x110	105x80	11	70	<b>750</b>								
200	50	6.11	696206	4.65	696306	250	140x110	105x80	11	70	<b>750</b>								

**Extra-heavy duty brackets EP - max carrying capacity 1100 daN**



- 1) Plate: white galvanised forged steel
- 2) Fork: white galvanised forged steel
- 3) Lower bearing protection ring
- 4) Dust seal: orange polyethylene
- 5) Swivel actions: axial ball bearing and tapered roller bearing
- 6) King pin: integrated with the machine-processed plate

mm	mm	kg	CODE	kg	CODE	mm	mm	mm	mm	mm	daN												
150	45	4.43	697804	3.94	698804	200	135x110	105x80	11	70	<b>1100</b>												
200	45	6.03	697806	5.62	698806	250	135x110	105x80	11	70	<b>1100</b>												
150	50	5.08	697604	4.59	697704	200	135x110	105x80	11	70	<b>1100</b>												
200	50	6.30	697606	5.92	697706	250	135x110	105x80	11	70	<b>1100</b>												